

Practice Worksheet for Lesson 12-2

Name:

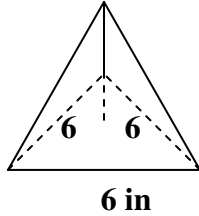
Mailbox #:

Complete the table for the given square pyramid

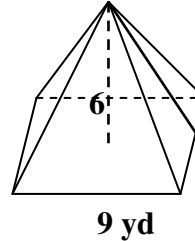
	1)	2)	3)	4)
Height	8	15		
Slant height	10		15	
Base edge		16	12	10
Lateral edge				13

Find the LA, TA, and V of each. Be sure to show all work and label all answers.

5) given the slant height = 10 cm

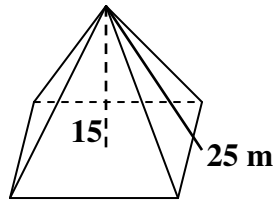


6)



Find the LA, TA, and V of each. Be sure to show all work and label all answers.

7)



8)

