

Instructions for Creating a WWII Jeopardy Game

1. Choose the topic for your WWII Jeopardy Game (examples: Home Front, D-Day, Women in the War). Give your quiz a title on slide 3.
2. Research your topic using classroom resources, your library, the Internet or other local resources like a museum or a WWII Veteran you know.
3. Break your topic into four categories for the game questions. For example, if your topic is the Home Front, your question categories could be rationing, scrapping, war production and entertainment.
4. Compose five questions for each subject (each question should only have one correct answer- which you know). You may style your game after the real Jeopardy, providing answers and requiring questions or you may give questions and provide answers.
5. On slide 4, type your categories in the boxes along the top. You can change the font size and style if you would like. Type in each question/answer set on slides 5-24. Make sure each question/answer set is on the correct slide. They go across the first row 1, 2, 3, 4, and then the second row, 1, 2, 3, 4, etc.
6. Customize your game by adding images to each question box, or color your slides by clicking each slide and adding the fill and line colors you choose.
7. **When you are finished, you can safely delete this first slide.**

WARNING: do not change the order of your slides or add any slides past the first game board slide. If you do, the number buttons will not take you to the correct questions.

How to play your WWII Jeopardy Game

There are several ways to play this game.
Choose the style you want.

Who can play?

You can play by yourself, against another person, or have two teams play against each other.

How do you play?

If you are playing with more than one person, you can play a buzzer-type game where the first team to ring in gets a chance to answer; or you can just take turns back and forth trying to answer questions.

1. Click on the question you want to answer
2. Click the Answer button to reveal the answer
3. Click on the Home button to return to the main board
4. Keep score to see how you did

How do you keep score?

You can simply add up the points you get for *correct* answers or, to make the game more exciting, you can also deduct points for *incorrect* answers (this can lead to negative points!).

Mobilization And Retaking Europe

GOOD LUCK!

A WWII Jeopardy Game
created by:
The Boss

[Click here
to start](#)

Review

100

200

300

400

500

Review

100

200

300

400

500

Review

100

200

300

400

500

Review

100

200

300

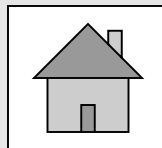
400

500

To centralize agencies/industries associated with war production.

Why did FDR create the office of War Mobilization

[Click here for answer](#)

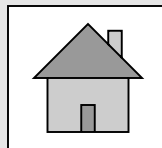


Row 1, Col 1

Bond drives, raising taxes and deficit spending

How did the U.S.
finance WWII?

[Click here for answer](#)

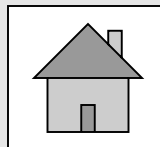


Row 1, Col 2

Rationing

This was created by
the government to
insure fair
distribution of
scarce resources

[Click here for answer](#)

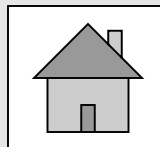


Row 1, Col 3

Cost-Plus System

This was created by the government to convince industrialists to convert their factories to produce war materials

[Click here for answer](#)

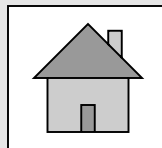


Row 1, Col 4

The Black Market

What negative entity emerged as a result of the scarcity of items?

[Click here for answer](#)

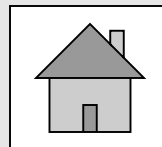


Row 2, Col 1

Freedom of Speech & Religion, Freedom from Fear
& Want

What were the 4
Freedom?

[Click here for answer](#)

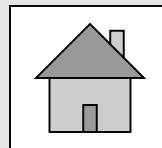


Row 2, Col 2

Recruitment, Rationing, Conservation, Bond Sales,
War Production

What were the
general topics
covered by
propaganda posters

[Click here for answer](#)

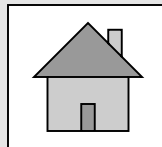


Row 2, Col 3

To control pricing and implement rationing

What was the
purpose of the OPA:
Office of Price
Administration

[Click here for answer](#)

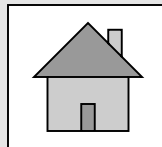


Row 2, Col 4

James Byrnes

Who was the head
of the Office of War
Mobilization

[Click here for answer](#)

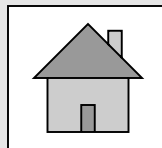


Row 3, Col 1

Nothing less than unconditional surrender would be accepted and We would defeat the axis in Europe first then focus on the Japanese

What two items did
the Allies agree
upon at the
Casablanca
Conference

[Click here for answer](#)

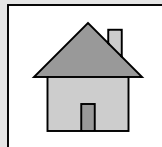


Row 3, Col 2

Sicily and Italy

Following victory in
North Africa what
was the next target
of the Allies?

[Click here for answer](#)

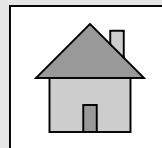


Row 3, Col 3

Lebensraum, Farm land and Oil

Hitler invaded the
Soviet Union for
three reasons –
Identify two

[Click here for answer](#)

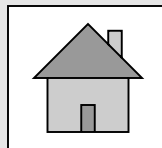


Row 3, Col 4

Destroy Germany's ability to wage war

What was the goal
of allied air attacks?

[Click here for answer](#)

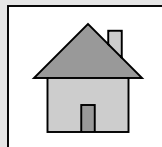


Row 4, Col 1

Paratroopers, Air and Naval bombardment,
amphibious assault

What were the three
phases of the D-
Day invasion

[Click here for answer](#)

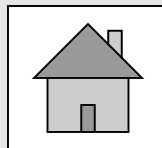


Row 4, Col 2

The Yalta Conference

At what meeting did
the Allies say no to
reparations and
discuss the future of
Poland

[Click here for answer](#)

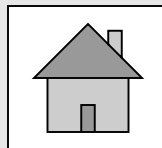


Row 4, Col 3

Scorched Earth Policy

As the Soviet people
retreated from the
advancing German army
what policy did they
implement?

[Click here for answer](#)

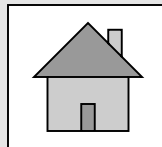


Row 4, Col 4

Battle of Stalingrad

What Russian
victory marked a
major turning point
in the War?

[Click here for answer](#)

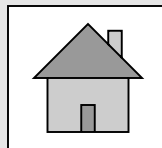


Row 5, Col 1

Underestimated the winter, his ability to supply his army and the Russian people.

What miscalculations had Hitler made with respect to his invasion of the Soviet Union?

[Click here for answer](#)

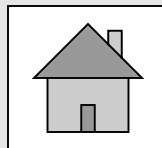


Row 5, Col 2

Casablanca, Teheran, and Yalta

Identify three
wartime meetings
between the “Big
Three”

[Click here for answer](#)

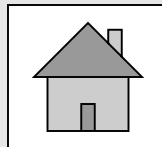


Row 5, Col 3

VE Day

May 8, 1945

[Click here for answer](#)



Row 5, Col 4