

Mitosis Verses Meiosis

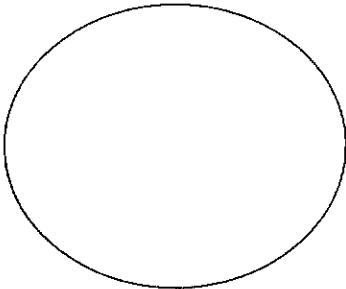
Directions: Write answers next to the question. Draw pictures on the back of this page, in order.

1. Describe the purpose of mitosis _____
2. How many times does the cell divide during mitosis? _____
3. What kind of cells are produced at the end of mitosis? _____
4. What are sister chromatids? _____
5. Briefly describe what happens during prophase _____
6. Draw and label picture of what a cell looks like during prophase. Draw on the back of page.
7. Briefly describe what happens during metaphase _____
8. Draw and label a picture of what a cell looks like during metaphase. Draw on the back of page.
9. Briefly describe what happens during anaphase _____
10. Draw and label a picture of what a cell looks like during anaphase. Draw on the back of page.
11. Briefly describe what happens during telophase _____
12. Draw and label a picture of what a cell looks like during telophase. Draw on the back of page.
13. Is cytokinesis part of mitosis _____
14. Briefly describe what happens during cytokinesis _____
15. Draw a picture of what a cell looks like during cytokinesis. Draw on the back of page.
16. Describe the purpose of meiosis _____
17. How many times does the cell divide during Meiosis? _____
18. What kind of cells are produced at the end of meiosis? _____
19. Briefly describe the difference of prophase I & II. _____
20. Draw and label a picture of prophase I & II. Draw on the back of page.
21. Briefly describe the difference of metaphase I & II. _____
22. Draw and label a picture of metaphase I & II. Draw on the back of page.
23. Briefly describe the difference of anaphase I & II. _____
24. Draw and label a picture of anaphase I & II. Draw on the back of page.
25. Briefly describe the difference of telophase I & II. _____
26. Draw and label a picture of telophase I & II. Draw on the back of page.
27. What would happen to cell division if a chemical was put in the cell that did not allow for cell division to occur?

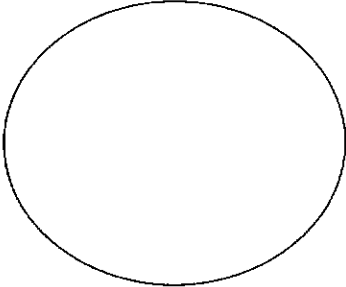
Name _____ Period _____ Date Given _____ Due Date _____

Mitosis

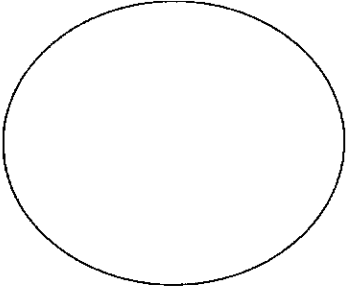
Prophase



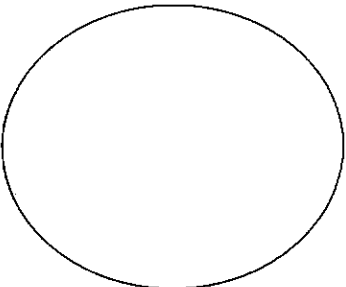
Metaphase



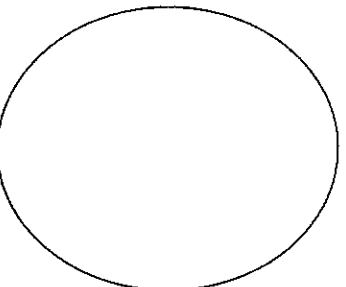
Anaphase



Telophase

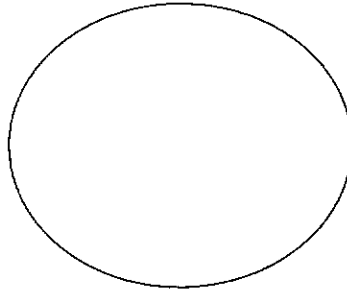


Cytokinesis

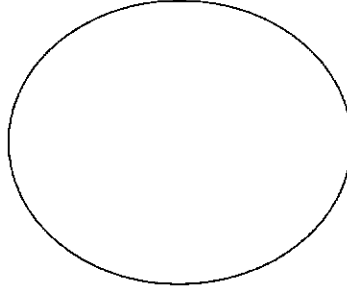


Meiosis I

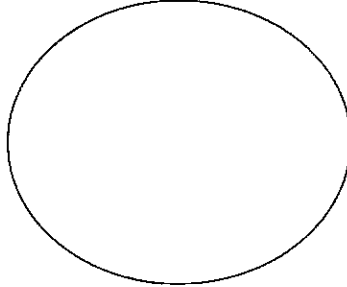
Prophase I



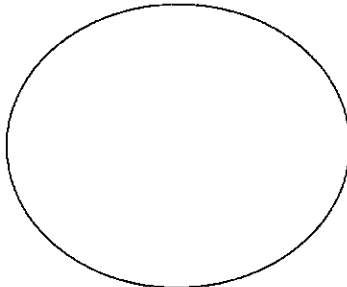
Metaphase I



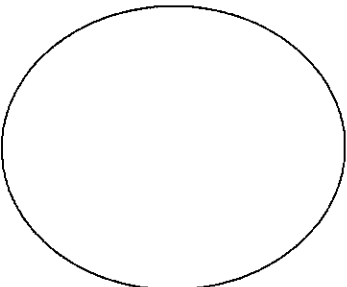
Anaphase I



Telophase I

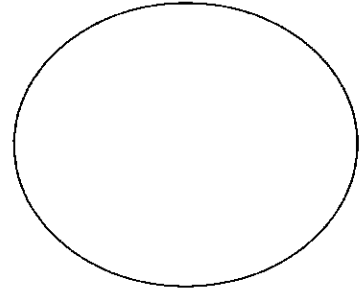


Cytokinesis

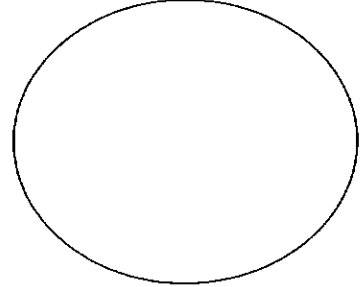


Meiosis II

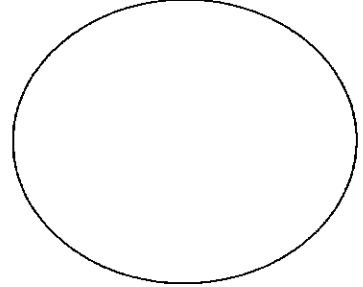
Prophase II



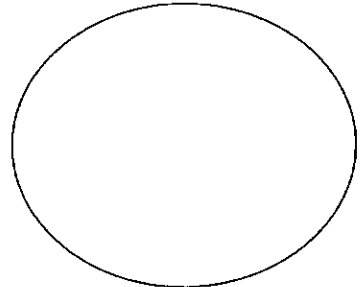
Metaphase II



Anaphase II



Telophase II



Cytokinesis

